

Safely carry out work on electric and hybrid vehicles



## Safely carry out work on electric and hybrid vehicles

With the rapid increase in the number of electric and hybrid vehicles both globally and, most particularly, in France, electric safety regulations imposes specific provisions. These provisions are defined by the **UTE C 18-550** recommendations.

Within this framework, **CATU**, a European specialist in electric risk prevention, has designed **kits which are perfectly adapted** for working safely on these types of vehicle: **KIT-VE-S1** obstacle safety kit, **KIT-VEH** signage kit, **KIT-VE-D** servicing and breakdown kit and **KIT-VE-BCL** instruction kit.

All components in these kits can be ordered separately according to your specific requirements or for any replacements.

*Feel free to contact us for any further information!*


## Personal protective equipment

### > Face shield

Protective screen that can be used without a helmet.

**Protection against electric arcs of short-circuits.**


 Do not use for welding operations.

Reference	Characteristics	mm	
M0-186	Clear face shield	240 x 325	350
M-87384	Cover for M0-186	For M0-186	Black fabric



### > Undergloves

These cotton undergloves improve the use of the insulating gloves. They bring the best held, hygiene and a greater comfort.

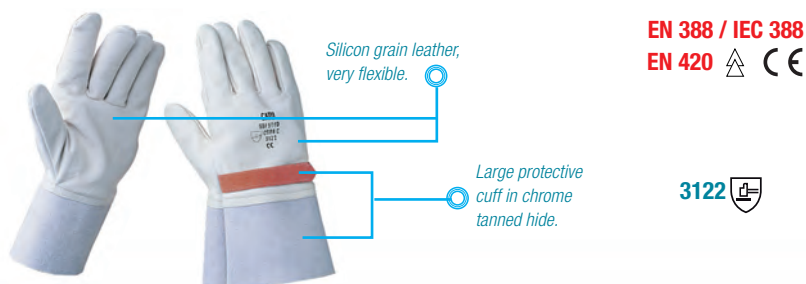
Reference	Size	
CG-80-H	H = Men	28



### > Overgloves

Mechanical and electric arc protection.

Reference	Size	
CG-98-C	C = 10	160



## > Insulating Latex Gloves

Gloves without mechanical protection for use with silicon leather glove covers.

Reference	Voltage	mm	g
CG-10-C	≤ 1 000V AC ≤ 1 500V DC	360	220



Latex, thickness 1mm max.

Class 0  
Category RC

EN 60903 / IEC 60903




## > Insulating mat

Individual model.

Reference	Voltage	m	kg
MP-42/11	≤ 26,5kV	1 x 1	4,5

High quality dielectric rubber.  
Thickness 3mm.



Class 3

Regulatory mark clearly indicating the mat features.

Non-skid surface.

EN 61111 / IEC 61111



## > Bag for insulating mats

Specially designed for carrying and protecting insulating mats.

Reference	Characteristics	m
MP-02	for MP-42/11	1,100




Plastic window for instructions and storage identification.

## > Insulating flexible cover

With Velcro™ tape. For LV installations only (< 1 000V).

Reference	mm	g
MP-123/1	500 x 900	290

Flexible cover made of translucent polyvinyl.  
Reinforced by a grid of synthetic fibre.



The Velcro™ type allows the flexible covers to be closed by pressing the edges together. Several flexible covers can also be connected in this manner.

# LV test and measurement

## > DETEX™ NG 917-VE Voltage Detector and Tester

It enables to detect absence of voltage and also:

- checking voltage levels from 12 to 700V DC,
- checking a circuit's sound and light continuity (power off),
- searching for polarities of a DC circuit.

Do not leave on for more than 30s.

Reference	Voltage	Batteries	g
MS-917-VE	12 to 700V DC	2 AAA batteries 1,5V	210

Hazardous voltage indicator light (> 50 V).



iP2X - Test-lead points according to IEC 61010-031.  
Point Ø 2 mm and 19 mm.  
Lengths for well contact.

DC test button.

EN 61243-3 / IEC 61243-3  
NF C 18-510 / EN 50110-1



Double insulated  
Class II



# LV Live working tools

## > Insulating flat blade screwdriver

Reference	mm	Ø blade mm	g
M0-600	250	10	150



## > Insulated cable cutter

Reference	mm	mm	g
M0-67501	170	Ø 15	285

Chrome-vanadium  
forged steel  
oil-hardened.



EN 60900 / IEC 60900



## > Storage box

Reference	mm	g
M-882452	520 x 280 x 250 w x L x H	500



# Locking - Signaling

## > Padlocks, colour model

Reference	Ring mm	mm	Colour	g
AL-240-Z	50	4	red	192



## > Warning signs

Signs:

- for safety boundary post (A et B)
- magnetic (C, E et F)
- to be placed on steering wheel (D)

Reference	Mark	Type	mm
AP-71	A	Plastic	440 x 140
AP-70	B	Plastic	440 x 140
AP-550-M1	C	Plastic	440 x 140
AP-550-V	D	Plastic	440 x 140
AP-550-M3	E	Plastic	440 x 140
AP-550-M2	F	Plastic	440 x 140



A



B



C



D



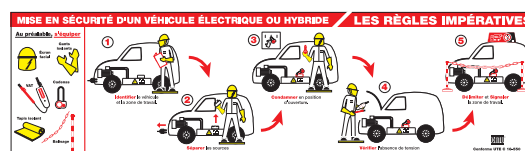
E



F

Safety and usage instructions sign.

Reference	Type	mm
ATP-550	Plastic	440 x 140




> Table 4 Composition of kits

References	Product components kits		References and composition of the kits			
	Visual	Characteristics	<b>KIT-VE-S1</b> Obstacle safety kit	<b>KIT-VEH</b> Signage kit	<b>KIT-VE-D</b> servicing and breakdown kit	<b>KIT-VE-BCL</b> Instruction kit
MO-186		Face shield with headband	—	—	●	●
M-87384		Cover for face shield or helmet	—	—	●	●
CG-80-H		Undergloves	—	—	●	●
CG-98-C		Overgloves	—	—	●	●
CG-10-C		Insulating gloves	—	—	●	●
MP-42/11		Insulating mat	—	—	—	●
MP-02		Bag for insulating mats	—	—	—	●
MP-123/1		Insulating flexible cover	—	—	●	—
MS-917-VE		Voltage Detector	—	—	—	●
MO-600		Flat blade screwdrivers	—	—	●	●
MO-67501		Cable cutter	—	—	●	—
M-882452		Storage box	—	—	●	●
AL-240-Z		Padlock	—	—	●	●
AP-71		Sign for safety boundary post <b>AL-316</b>	—	●	—	—
AP-70		Sign for safety boundary post <b>AL-316</b>	—	●	—	—
AP-550-M1		Magnetic sign	—	●	—	—
AP-550-V		Sign to be placed on the steering wheel	—	●	●	●
AP-550-M3		Magnetic sign	—	—	●	—
AP-550-M2		Magnetic sign	—	—	—	●
ATP-550		Safety and usage instructions sign	—	—	●	●
ATP-49/A4		Adhesive warning sign	●	—	—	—
AT-49/1		Adhesive warning sign	●	—	—	—
AT-58/1		Adhesive warning sign	●	—	—	—
AL-316		7 safety boundary post	—	●	—	—
AL-31/25		1 chain delineator of 25m	—	●	—	—
95-2624		8 portable panels	●	—	—	—

# Locking - Signaling


## > Adhesive warning signs

Glossy PVC stickers resistant to sunlight, moisture and most solvents.

Reference	mm	
ATP-49/A4	210 x 297	x5 in bags
AT-49/1	100 side	x20 in bags
AT-58/1	Ø 100	x20 in bags



## > Boundary post and chain delineator


Référence	Description	
AL-316	x7 safety boundary post -red and white-	Length: 0.9m
AL-31/25	chain -red and white-	Length: 25m



Boundary post made of a foldable pole on a base ≈ 4,200kg.



## > Portable panels

Référence	Description	
95-2624	x8 portable panels (partitions) on casters	1,2 x 2m



Modular panels easily transportable on a structure with casters and joints.

Distributed by:

10/20 Avenue Jean-Jaurès - B.P.2  
92222 BAGNEUX Cedex  
(FRANCE)  
Phone: (33) 01 42 31 46 46  
Fax: (33) 01 42 31 46 32  
[www.catuelec.com](http://www.catuelec.com)

