































TABLE OF CHARACTERISTICS

	Voltage	Frequency	Threshold	Polarity DC	ϕ Indication	Continuity R	Continuity Tempo	Digital screen	Phase rotation	Lighting unit
MS-917-L										
	± 12 to 690 Vac / 750 Vdc	50 - 60 Hz	7 thresholds	✓	✓	200 Ω	✗	✗	✗	✗
MS-918-L										
	900 Vac / 1000 Vdc	50 - 60 and 400 Hz	8 thresholds	✓	✓	80 Ω	10s	✗	✓	✓
MS-920-EX										
	690 Vac / 800 Vdc	50 - 60 Hz	Resolution 1 V	✓	✓	100 Ω	10s	✓	✓	✓

Distributed by :



10/20 Avenue Jean-Jaurès
B.P.2 - 92222 BAGNEUX Cedex - France
Phone : +33(0)1 42 31 46 46
www.catuelec.com

SICAME GROUP

Detex™ +

.....MS-917 / MS-918 / MS-920

VOLTAGE
DETECTOR



SICAME GROUP

09/2015

Detex™ +

..... MS-917 / MS-918 / MS-920

IEC 61243-3

**EASY TO USE,
ROBUST
AND ERGONOMIC,
OUR VERSATILE
DEVICES ARE
YOUR BEST
SAFETY
ASSISTANTS!**

Detex™ +
..... RANGE

ensures both voltage detector function in full compliance with **EN 50-110** and essential functions to your normal operations, such as continuity, rotating field and phase indication.

